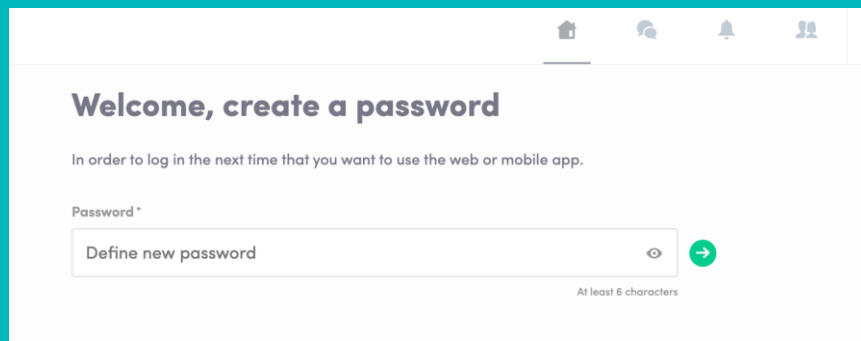



How to log in for the first time?

You will receive an email similar to the below with a button redirecting to a login page. Your account is automatically pre-created by the event organizer.

A window will then suggest that you create a password for your account.



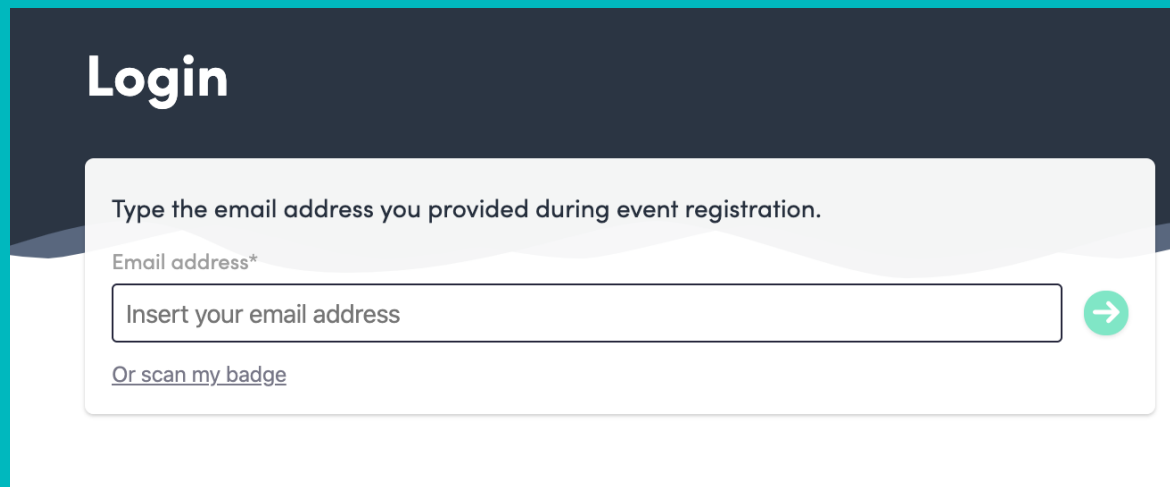
Note : If you don't see this email in your mailbox, please check your spam.



NETWORK X How to login when I have an account?

Access your account on login.swapcard.com

Enter the email you used to register to your event and the password you've created before. Then, click on the green arrow to connect.

A screenshot of the Swapcard login interface. The page has a dark blue header with the word "Login" in white. Below the header is a white login box. Inside the box, there is a prompt "Type the email address you provided during event registration." followed by a label "Email address*". Below the label is a text input field with the placeholder text "Insert your email address". To the right of the input field is a green circular button with a white right-pointing arrow. Below the input field is a link that says "Or scan my badge".

Login

Type the email address you provided during event registration.

Email address*

Insert your email address

Or scan my badge

Note : if you have forgotten your password after entering your email, click on **send me a magic link**. You'll receive in your mailbox an email to reset your password. If you need any help, please contact support@swapcard.com