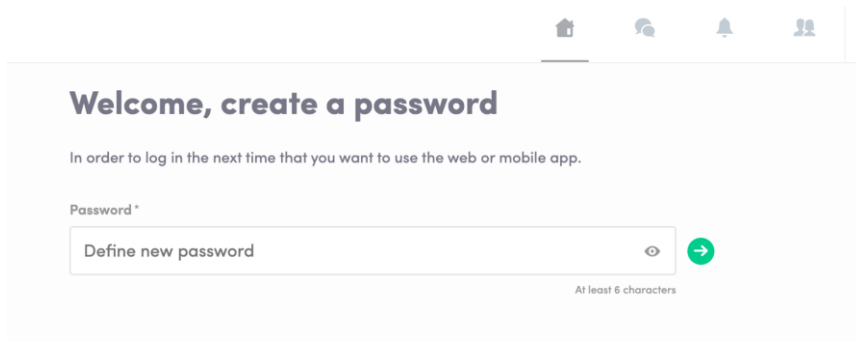


# How to login first the first time?


You will receive an email similar to this one with a button redirecting to a login page. Your account is automatically pre-created by the event organizer.

A window will then suggest that you create a password for your account.



The screenshot shows a web interface with a navigation bar at the top containing icons for home, chat, notifications, and profile. Below the navigation bar, the heading reads "Welcome, create a password". A sub-heading states, "In order to log in the next time that you want to use the web or mobile app." There is a "Password \*" label above a text input field containing the placeholder text "Define new password". To the right of the input field are an eye icon and a green arrow icon. Below the input field, it says "At least 6 characters".

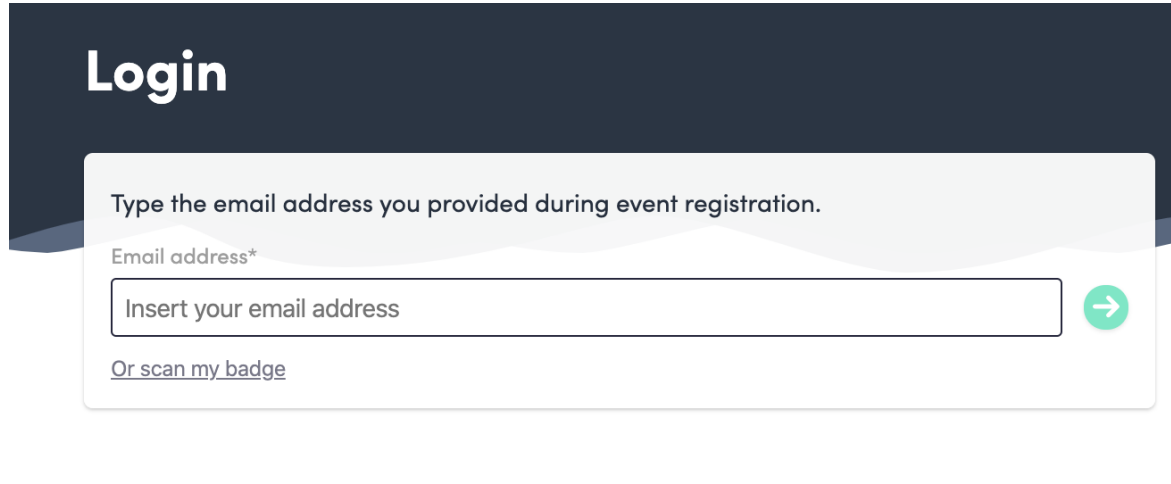
**Note :** If you don't see this email in your mailbox, please check your spam.



# How to login when I have an account ?

Access your account on [login.swapcard.com](https://login.swapcard.com)

Enter the email you used to register to your event and the password you've created before. Then, click on the green arrow to connect.



The screenshot shows a dark blue header with the word "Login" in white. Below it is a light gray box containing the text "Type the email address you provided during event registration." followed by "Email address\*" and a text input field with the placeholder "Insert your email address". To the right of the input field is a green circular button with a white right-pointing arrow. Below the input field is a link that says "Or scan my badge".

**Note :** if you have forgotten your password after entering your email, click on **send me a magic link**. You'll receive in your mailbox an email to reset your password.

If you need any help, please contact [support@swapcard.com](mailto:support@swapcard.com)