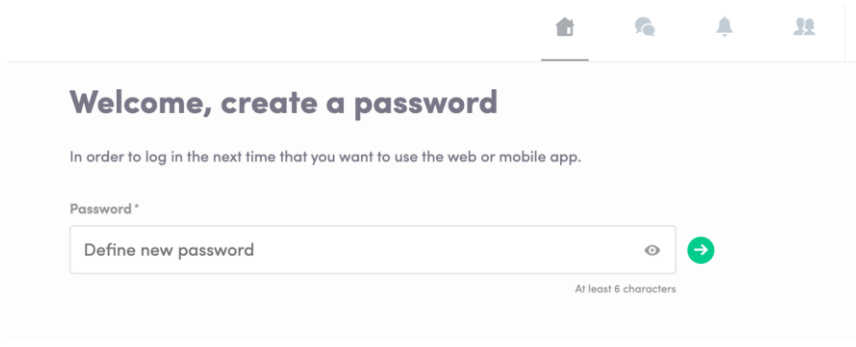


# How to login for the first time?


You will receive an email similar to this one with a button redirecting to a login page. Your account is automatically pre-created by the platform after your registered.

A window will then suggest you to create a password for your account.



The screenshot shows a user interface for creating a password. At the top, there are navigation icons for home, chat, notifications, and profile. Below these is a heading "Welcome, create a password" and a sub-heading "In order to log in the next time that you want to use the web or mobile app." A "Password \*" label is above a text input field containing "Define new password". To the right of the input field are an eye icon and a green arrow icon. Below the input field, it says "At least 6 characters".

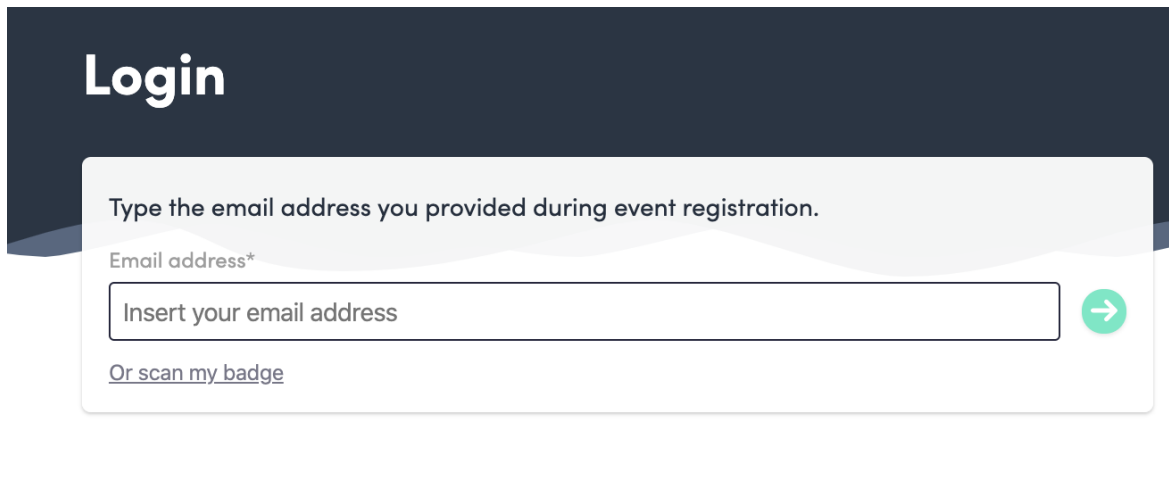
**Note :** If you don't see this email in your mailbox, please check your spam.



# How to login when I already have an account ?

Access to your account on [login.swapcard.com](https://login.swapcard.com)

Enter the email you used to register to your event and the password you've created before.  
Then, click enter to connect.



The screenshot shows a dark blue header with the word "Login" in white. Below it is a light gray rounded rectangle containing the following elements: the instruction "Type the email address you provided during event registration.", the label "Email address\*", a text input field with the placeholder "Insert your email address", a green circular button with a white right-pointing arrow, and a link "Or scan my badge" at the bottom.

**Note :** If you have forgotten your password after entering your email, click on Send me a magic link. You'll receive in your mailbox an email to reset your password.

If you need any help, please contact [support@swapcard.com](mailto:support@swapcard.com)