




Set Up



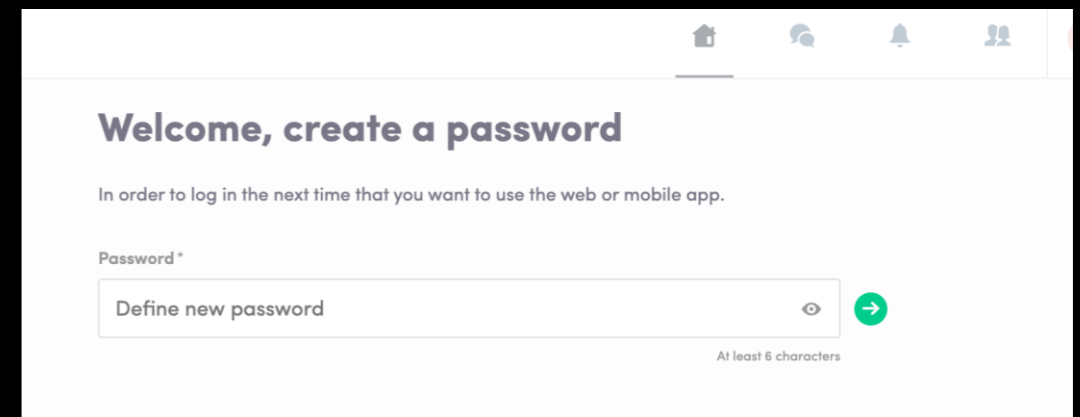




How do I log in for the first time?

You will receive an email with a button redirecting to a log-in page. Your account is automatically pre-created by the platform after you register.

A window will then prompt you to create a password for your account.

Note : If you don't see this email in your mailbox, please check your spam/junk email folder.





How to login when I have an account ?

Access your account on login.swapcard.com

Enter the email you used to register to your event and the password you've created before. Then, click on the green arrow to connect.

The screenshot shows a login form with the following elements:

- Header:** "Login" in a large, bold, white font on a dark blue background.
- Instruction:** "Type the email address you provided during event registration." in a light gray font.
- Label:** "Email address*" in a light gray font.
- Input Field:** A white text box with the placeholder text "Insert your email address".
- Submit Button:** A green circular button with a white right-pointing arrow.
- Link:** A blue underlined link that says "Or scan my badge".

NOTE : IF YOU HAVE FORGOTTEN YOUR PASSWORD AFTER ENTERING YOUR EMAIL, CLICK ON **SEND ME A MAGIC LINK**. YOU'LL RECEIVE IN YOUR MAILBOX AN EMAIL TO RESET YOUR PASSWORD.
IF YOU NEED ANY HELP, PLEASE CONTACT SUPPORT@SWAPCARD.COM

