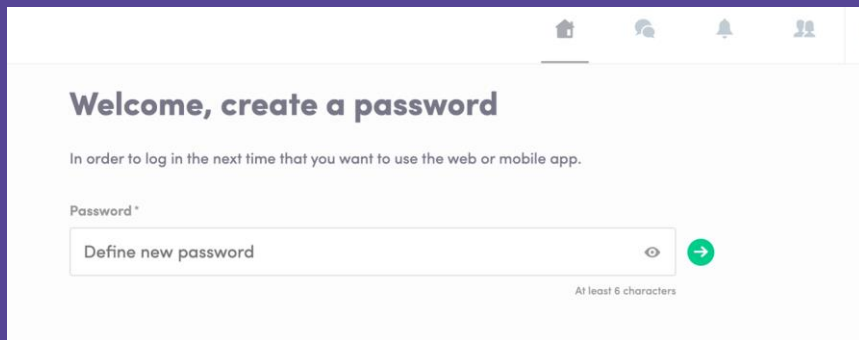


How to log in for the first time?


You will receive an email similar to the below with a button redirecting to a login page. Your account is automatically pre-created by the event organizer.

A window will then suggest that you create a password for your account.



The screenshot shows a web interface for creating a password. At the top, there are navigation icons for home, chat, notifications, and profile. The main heading is "Welcome, create a password". Below it, a message states: "In order to log in the next time that you want to use the web or mobile app." There is a "Password*" label above a text input field containing "Define new password". To the right of the input field are an eye icon and a green arrow icon. Below the input field, it says "At least 6 characters".

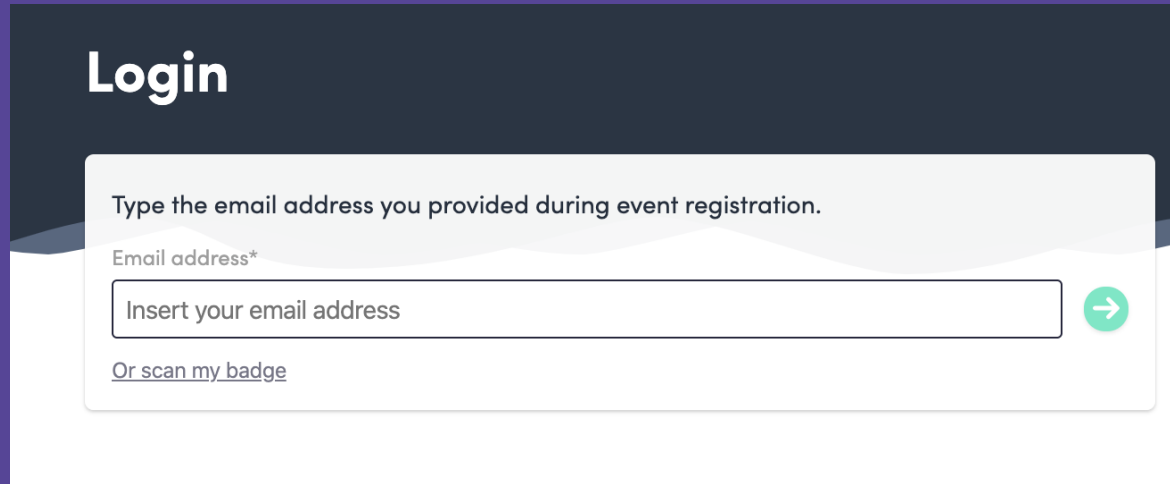
Note : If you don't see this email in your mailbox, please check your spam.



How to login when I have an account?

Access your account on login.swapcard.com

Enter the email you used to register to your event and the password you've created before. Then, click on the green arrow to connect.



The screenshot shows a login interface with a dark header containing the word "Login" in white. Below the header is a white form box. At the top of the form, it says "Type the email address you provided during event registration." Below this is the label "Email address*" followed by a text input field containing the placeholder text "Insert your email address". To the right of the input field is a green circular button with a white right-pointing arrow. Below the input field is a link that says "Or scan my badge".

Note : if you have forgotten your password after entering your email, click on **send me a magic link**. You'll receive in your mailbox an email to reset your password. If you need any help, please contact support@swapcard.com